


# Healow Application Quick Start Guide

1. Download healow app from **App store** or **Google play** store



2. Initialise the healow app by clicking on the healow app




3. Click on **Get Started**




Note : Accept the following in-phone notifications:

- Location
- Camera
- Microphone

4. Enter the **Practice Code** provided by your practice


< Back  Health and Online Wellness

Sign into your portal account,  
if your doctor has given you online access  
to your health record

 FIND MY DOCTOR


OR

Please enter the code given to you by your doctor's  
office **OR** enter your doctor's contact number.

 Enter Practice Code / Phone No.

LOGIN

5. Fill in your **USERNAME** and **PASSWORD**

< Back  Health and Online Wellness

Login to Patient Portal account

Username

Password

This account belongs to **Myself**

LOGIN

[FORGOT USERNAME OR PASSWORD ?](#)

5. Accept the **Terms and Conditions** for the healow application

Terms of Use Cancel

### TERMS OF USE AGREEMENT

This Terms of Use Agreement ("Terms of Use" or "Terms of Use Agreement") governs your access and use of the software, applications, and services as described below.

#### Ownership and Purpose of the Websites and Applications:

Healow, LLC ("HEALOW") owns and operates various websites and applications related to electronic medical records ("EMR"), software for EMR and healthcare practice management, and other related online products and services. Some of the HEALOW products and services interact with the software for EMR and healthcare practice management ("EMR Software") owned and licensed by eClinicalWorks, LLC. The HEALOW products and services include the healow websites and applications (including healow.com, healow® and the healow® app, healow@work®, healow mom®, healow kids™, healow smile™, healow open access™, and the healow telemedicine offering, and the healow widget™ which allows patients to book appointments for a provider or practice from that provider's or practice's webpage or other online listing), and any other current or future websites, mobile access or mobile applications, or other applications. These websites and applications are

I agree to the terms & conditions

6. CREATE a **4 digit PIN number**

7. Confirm the 4 digit PIN number

(After this, from now on to open the HEALOW app, you will only need to **REMEMBER your 4 digit PIN number**)

Create PIN

The confidentiality of your health information is important to us.

For that, we need you to create a 4 digit PIN of your choice to be used to unlock your app.

○ ○ ○ ○

Create PIN

The confidentiality of your health information is important to us.

For that, we need you to create a 4 digit PIN of your choice to be used to unlock your app.

○ ○ ○ ○

Please confirm PIN.

1	2 ABC	3 DEF
4 GHI	5 JKL	6 MNO
7 PQRS	8 TUV	9 WXYZ
	0	⌫

1	2 ABC	3 DEF
4 GHI	5 JKL	6 MNO
7 PQRS	8 TUV	9 WXYZ
	0	⌫



**To Send a message to the Practice:**

1. Click on the “+” icon. Select "General Messages".
2. Select Facility, Provider, Type Subject, Message, Click on Send

